

# Schema Information

Version 99

Published 3/5/2012 by [CLEARIFY®](#) Last updated 11/12/2018 2:42 AM by [CLEARIFY®](#)

## QQube™ Analytic Schemas






QQube contains 36 Analytic areas and over 7,000 available fields with each area engineered according to standard data warehousing principles: one FACT table, and multiple DIMENSION tables.


QQube eliminates the need to deal with tables, relationships, reverse engineering, or connection strings. Yet there is total flexibility for advanced users.

Use this section for either an overview of the layout for each analytic, or to assess the use of the data for special projects that don't directly involve an application such as Excel or Power BI.

Advanced users, please refer to [this document](#) for using DSN's to connecting externally to the QQube data structures.

	ANALYTIC AREA	ANALYTIC
	<b>CUSTOMERS AND RECEIVABLES</b>	<ul style="list-style-type: none"><li>• <a href="#">Sales</a></li><li>• <a href="#">Open Sales Orders</a></li><li>• <a href="#">Accounts Receivable</a></li></ul>
	<b>JOBS, TIME, AND MILEAGE</b>	<ul style="list-style-type: none"><li>• <a href="#">Job Cost Details</a></li><li>• <a href="#">Time Tracking</a></li><li>• <a href="#">Vehicle Mileage</a></li><li>• <a href="#">Profit and Loss by Job</a></li></ul>

	ANALYTIC AREA	ANALYTIC
	INVENTORY	<ul style="list-style-type: none"> <li>• <a href="#">Profit and Loss by Class by Job</a></li> </ul>
	VENDORS AND PAYABLES	<ul style="list-style-type: none"> <li>• <a href="#">Inventory Management</a></li> <li>• <a href="#">Bill of Materials (BOM)</a></li> </ul>
	PAYROLL AND HUMAN RESOURCES	<ul style="list-style-type: none"> <li>• <a href="#">Purchases</a></li> <li>• <a href="#">Open Purchase Orders</a></li> <li>• <a href="#">Accounts Payable</a></li> </ul>
		<ul style="list-style-type: none"> <li>• <a href="#">Payroll</a></li> </ul>
	FINANCIAL STATEMENTS	<ul style="list-style-type: none"> <li>• <a href="#">Balance Sheet - Standard</a></li> <li>• <a href="#">Profit and Loss - Standard</a></li> <li>• <a href="#">Profit and Loss - Act/Budg/Forecast</a></li> <li>• <a href="#">Profit and Loss - Freestyle</a></li> <li>• <a href="#">Trial Balance - Current</a></li> <li>• <a href="#">Trial Balance - All Dates</a></li> <li>• <a href="#">Trial Balance - Activity</a></li> <li>• <a href="#">Statement of Cash Flows</a></li> </ul>
	FINANCIAL STATEMENTS BY CLASS	<ul style="list-style-type: none"> <li>• <a href="#">Balance Sheet by Class - Standard</a></li> <li>• <a href="#">Profit and Loss by Class - Standard</a></li> <li>• <a href="#">Profit and Loss by Class - Act/Budg/Forecast</a></li> <li>• <a href="#">Profit and Loss by Class - Freestyle</a></li> <li>• <a href="#">Trial Balance by Class - Activity</a></li> <li>• <a href="#">Statement of Cash Flows by Class</a></li> </ul>
	FINANCIALS FOR 52/53 TAX YEAR	<ul style="list-style-type: none"> <li>• <a href="#">Profit and Loss - 52/53 Tax Year</a></li> <li>• <a href="#">Profit and Loss by Class - 52/53 Tax Year</a></li> </ul>
	GENERAL LEDGER AND ACCOUNTANT	<ul style="list-style-type: none"> <li>• <a href="#">General Ledger Detail</a></li> <li>• <a href="#">Profit and Loss Detail</a></li> <li>• <a href="#">Fixed Assets</a></li> <li>• <a href="#">Cash Position</a></li> </ul>

	ANALYTIC AREA	ANALYTIC
	AUDITING	<ul style="list-style-type: none"><li>• <a href="#">Audit Trail</a></li><li>• <a href="#">Sales Tax (USA)</a></li></ul>

tags : analytics, analytic-areas