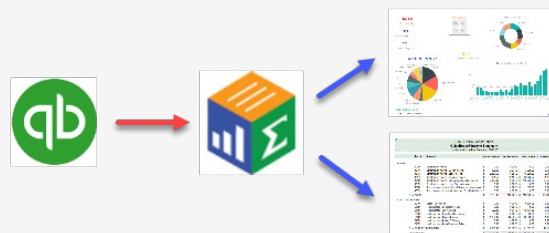


Creating Analytics

Version 2

Published 7/23/2018 by [CLEARIFY®](#) Last updated 7/23/2018 7:43 AM by [CLEARIFY®](#)






Creating Analytics From Your Data



Qube requires no knowledge of tables, relationships or having to deal with mapping documents, connection strings, and reverse engineering.

All you do is drag and drop the fields you need to create the report you need in the tool you want.

Using Qube with Your Favorite Application

| EXCEL | POWER PIVOT | POWER BI | ACCESS | CRYSTAL REPORTS |
|---|---|---|--|---|
|  |  |  |  |  |
| Learn More | Learn More | Learn More | Learn More | Learn More |

TABLEAU



[Learn More](#)